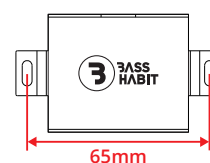
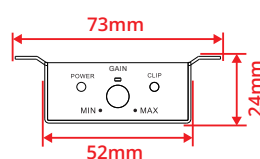
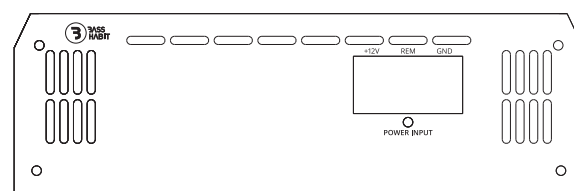
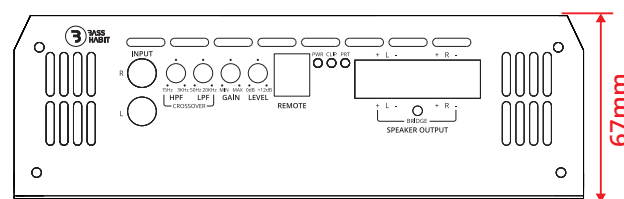
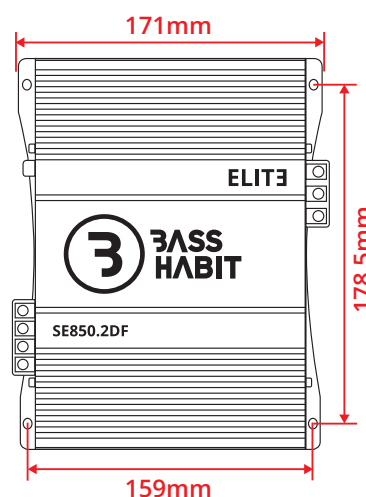



ELITE

SE850.2DF

- ③ 2 channel SPL amplifier
- ③ Class D Full Range / Full Bridge Technology
- ③ High power amplifier & small form factor
- ③ Great price vs performance ratio
- ③ Versatile 12db / octave
High pass filter & Low pass filter
- ③ 4 Way Protection Circuit
- ③ Bass Level Remote including Clip Indicator



Product Specifications

Power (1 ohm):	2x850W RMS *
Power (2 ohm):	2x610W RMS *
Power (4 ohm):	2x500W RMS *
Bridged (2 ohm):	1x1700W RMS *
Bridged (4 ohm):	1x1220W RMS *
Power MAX:	3400W MAX *
S/N ratio:	100dB
Freq. response:	15Hz-20KHz
HP filter:	15Hz - 3KHz
LP filter:	50Hz - 20KHz
Bass boost:	0-12 dB (50Hz)
Voltage:	10.5V-15.5V DC

* RMS Power at 14.4 V, THD 1%

Recommended 12V+ cable	Recommended REM cable	Recommended GND cable	Recommended fuse rating
2 AWG / 35mm ²	17-10 AWG / 1-6mm ²	2 AWG / 35mm ²	150 A