



MAX^DPM2

PM2-64 / PM2-84

HARDCORE CAR AUDIO

MAX USER MANUAL

WE PLAY LOUD!!

We know what you want. You want it LOUD, and that is exactly what we do, what we live for. Vibrations, gut-punches and straight up loud music - that's what makes us tick. We won't dress up in fancy words or claim to be something we're not. We are the NO BULLSH!T car audio brand!











Every single product with the GAS logo on it is born out of passion, the same that has driven us for two generations and that will keep us rolling up to your neighbourhood, winning and pushing the limits for many generations to come!

It's up to you to choose your own level of loud, and if you don't like what we do that's OK. You are welcome back when you've had your first true GAS experience. We don't exclude, we don't judge and we do not make up any excuses for who we are.

We are GAS and we are proud to be LOUD!

GAS

TABLE OF CONTENT

	SAFETY.....	3
	UNPACKING.....	4
	DIMENSIONS.....	4
	SPECIFICATIONS.....	5
	MAX PM2-64.....	5
	MAX PM2-84.....	5
	PERFORMANCE.....	6
	Impedance vs frequency.....	6
	FEATURES.....	7
	A melting pot of performance.....	7
	Unleash the true midrange mayhem.....	7
	Crank it up, max it out.....	7
	Built to impress. Designed to endure.....	7
	HOW TO.....	8
	Install speaker.....	8
	TROUBLESHOOTING.....	10
	No power/sound.....	10
	Unwanted noise.....	10
	Distortion.....	10
	WARRANTY & DISPOSAL.....	11
	THE GAS WORLD.....	12



SAFETY

PLAY LOUD & SAFE. Read through this information, follow the instructions and save the manual for future usage and reference.

Make sure to pay attention to the instructions when you see this symbol: 

Do not expose the wiring to your new speaker to excessive damp or moisture. If the speaker's wiring is exposed it might result in electric failure, shock or damage to the product. Servicing is required when the product has been damaged in any way and/or doesn't operate normally. Refer all servicing to qualified service personnel only.

Keep the cables inside the vehicle separate from sharp edges or components that may be affected or take damage. Follow the recommended cable sizes and always use high quality cables and accessories. Even if you're eager to put the speakers to use – take no shortcuts when installing the cables, make sure that all connectors are protected and secured.

Do not drill any holes without checking what lies beneath, and don't cut anything without making sure that no important components risk being damaged.

There is a first time for everything, if you need help – ask a friend or contact your local GAS AUDIO POWER dealer/installer.

We want you to experience your product's MAX sound, but we don't want you to injure yourself or others. Use common sense, respect high pressure levels and volume, and follow your local laws and regulations.

To get the best performance out of your new speaker/speakers we strongly suggest to use a highpass filter with at least 12 dB slope.

Recommended cross over:
HPF@ 110-150Hz (12dB/Oct) for PM2-64
HPF@ 70-120HZ (12dB/Oct) for PM2-84



UNPACKING

Unboxing your new MAX product is an experience, make sure that the speaker and all the accessories are included in the packaging:



Woofer
(1pc)



Grill
(1pc)



Manual
(1pc)

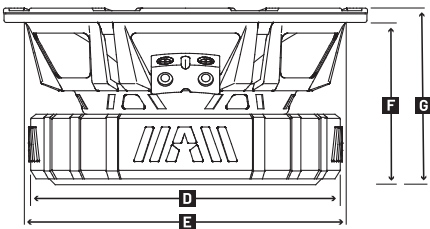
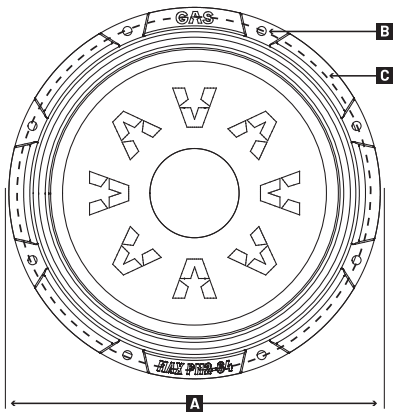


V-clips
(8pcs)



Screws
(8pcs)

DIMENSIONS



	A	B	C	D	E	F	G	
PM2-64	171	Ø4x8	Ø161	147	148	73	82	mm
PM2-84	209	Ø4x8	Ø198	164	187	85	95	mm

SPECIFICATIONS

Below you'll find the specifications that has been checked and tested in our workshop. The specified sensitivity isn't directly connected with the sound pressure in the vehicle, and shouldn't be used as the sole indicator for comparison with other speakers.

MAX PM2-64

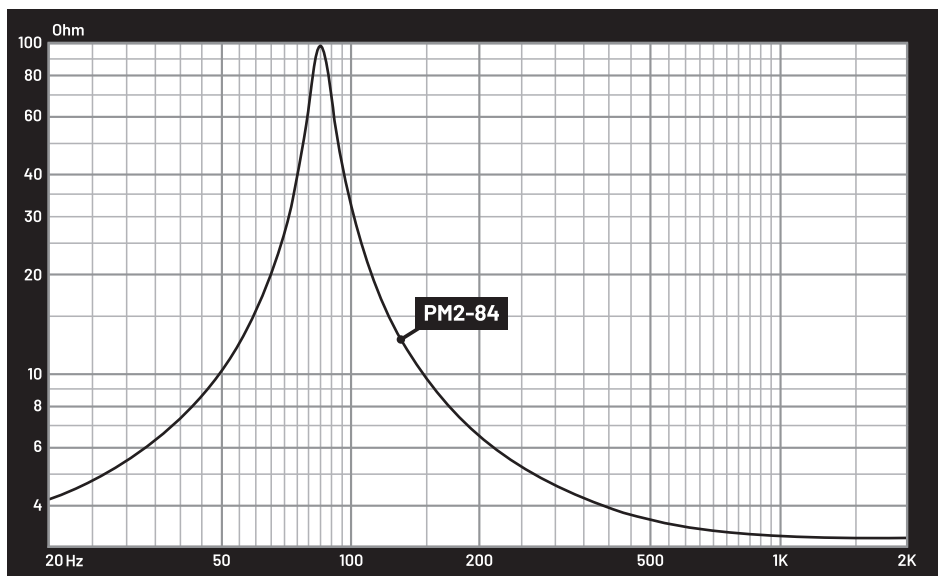
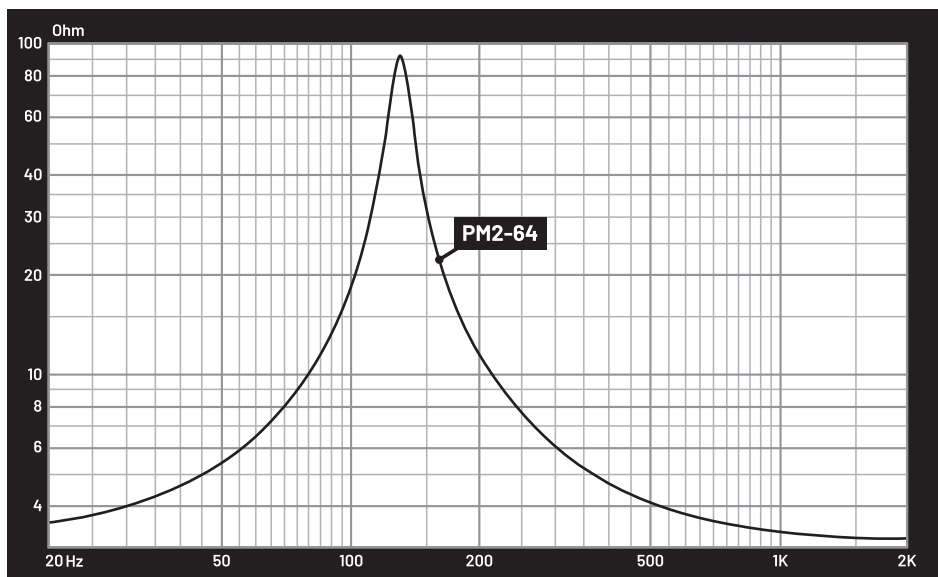
Component	SPL Midrange
Woofer size	6.7" (170mm)
Nominal impedance	4 Ohm
Power RMS	225W
Power MAX	450W
Freq. response	110-12800Hz
Sensitivity	101dB
Voice Coil	1.52" (38.6mm) TIL / CCAW
Woofer cone	A3D paper
Woofer basket	T-bone steel
Woofer suspension	2R Cloth Mix
Woofer magnet	HQ Ferrite (46.5oz)
Woofer spider	HQ Polycotton /Nomex
Shorting ring	Copper
Terminal	CD Crosshead
Fs	128 Hz
Vas	5.59 L
Qts	0.33
Qes	0.34
Qms	9.619
Re	3.2 Ohm
Mms	9.28 g
Bl	8.43 Tm
Cms	0.162 mm/N

MAX PM2-84

Component	SPL Midrange
Woofer size	8" (200mm)
Nominal impedance	4 Ohm
Power RMS	300W
Power MAX	600W
Freq. response	70-10000Hz
Sensitivity	102dB
Voice Coil	2" (50.9mm) TIL / CCAW
Woofer cone	A3D paper
Woofer basket	T-bone steel
Woofer suspension	2R Cloth Mix
Woofer magnet	HQ Ferrite (52.8oz)
Woofer spider	HQ Polycotton /Nomex
Shorting ring	Copper
Terminal	CD Crosshead
Fs	86 Hz
Vas	22.59 L
Qts	0.29
Qes	0.30
Qms	9.1
Re	3.2 Ohm
Mms	13.28 g
Bl	8.94 Tm
Cms	0.245 mm/N

PERFORMANCE

IMPEDANCE VS FREQUENCY



FEATURES

In Sweden, we have a word – Lagom – which means “just right” or “moderate.” The MAX PM2-64/84? It's anything but moderate! This speaker is designed to smash expectations and deliver the kind of MAX performance that redefines what a midrange woofer can do. It's loud, aggressive, and unapologetically over-the-top. Just how we like it.

A MELTING POT OF PERFORMANCE

The MAX PM2-64/84 is the boldest midrange driver yet from GAS, built for serious audio fanatics. At its heart, you'll find a powerful high-quality ferrite magnet. The diameter of the magnet is larger than the magnet of some MAD 12" subwoofers! All this magnet capacity is driving an A3D paper cone that measures in at 6.7/8 inches. With a CCAW voice coil wire wound around a TIL former and a precision copper shorting ring, you get extremely low distortion. Every component of this speaker, from the basket to the rubber boot, is crafted for peak performance and bulletproof durability.

UNLEASH TRUE MIDRANGE MAYHEM

Looking to push your sound system further? The MAX PM2-64/84 dominates the entire midrange spectrum, delivering vocals with extreme clarity and instruments with knockout punch. The sensitivity clocks in at a fierce 101dB/102dB and that is a proof that this driver doesn't hold back. Thanks to the 2R cloth mix suspension and polycotton/Nomex spider, the speaker delivers fast transient response with a lot of dynamics in a perfect harmony. Even when things get *really* loud.

CRANK IT UP, MAX IT OUT

Some speakers wilt under pressure. Not this one. The MAX PM2-64/84 stands firm, built around a hardcore steel T-bone basket with a rugged sand paint finish tough enough to match its attitude. Underneath, our custom A-Star ventilation system keeps things cool when the pressure's on, so you get relentless output without compromise.

BUILT TO IMPRESS. DESIGNED TO ENDURE.

We know you're serious about your setup – and we are too. That's why we've included a protective hex grill with an eye-catching aluminum badge, so your new favorite speaker stays safe and stylish. Plus, our exclusive CD Crosshead terminal supports up to 10mm² (8 AWG) cable, giving you the freedom to go big with your SPL build. Because when chasing decibels, moderation is overrated. After all, more is definitely more.

HOW TO

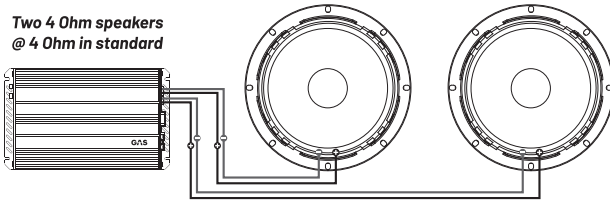
INSTALL SPEAKER


Before installing your brand new speaker, make sure that you have everything you need. Have the right tools ready, and make sure that you have the necessary knowledge/skill to perform the installation properly. Preparation and knowledge is crucial!

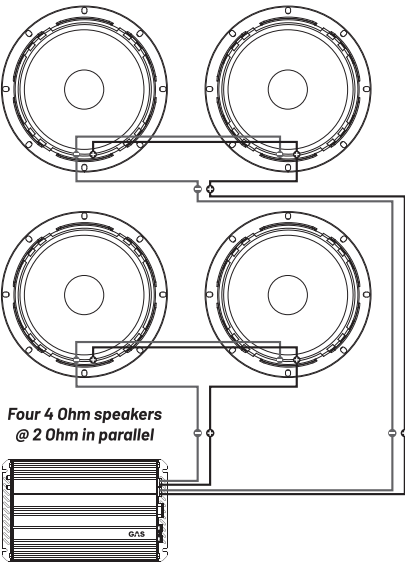
The MAX PM2-64/84 uses a single 4 Ohm voice coil. If you want to connect four or more PM2-64/84 speakers, you can vary the impedance by altering the wiring configuration to use a series or parallel setup. The more the merrier!

Make sure to look through the recommended wiring schematics below and choose the setup that corresponds with the number of speakers in your sound system. Take note of the impedance stability of your amplifier. Don't be afraid to consult your local GAS AUDIO POWER dealer/installer if you have any questions.

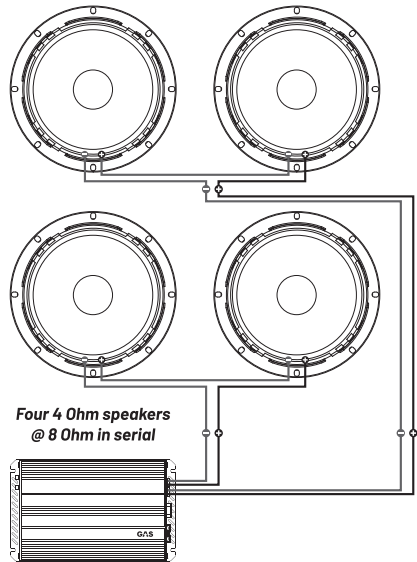
**Two 4 Ohm speakers
@ 4 Ohm in standard**



 It is important to know the limits of your amplifier. Be sure to connect your sound system with a suitable impedance to optimize your sound system.

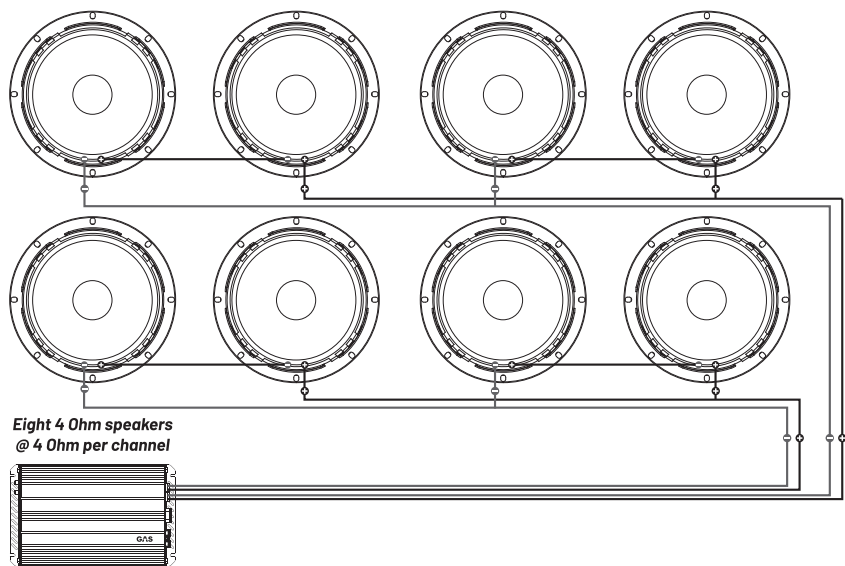
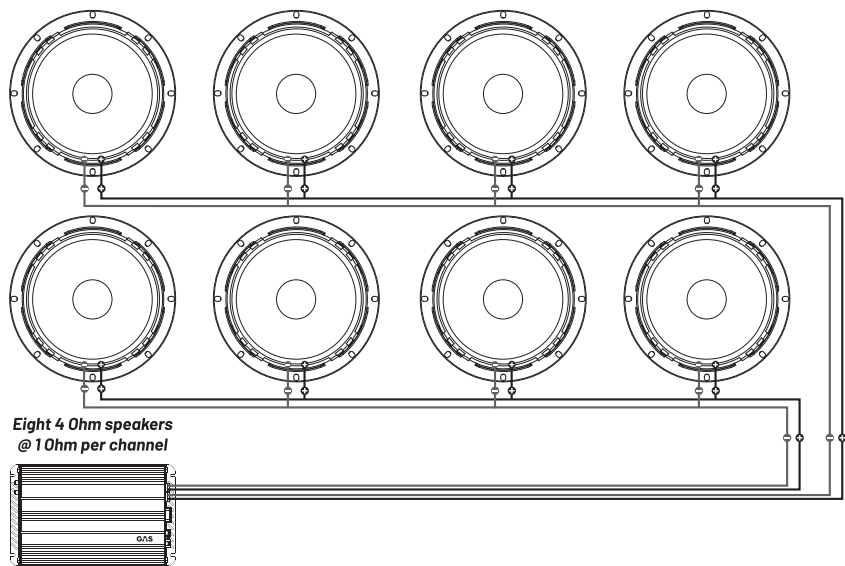


**Four 4 Ohm speakers
@ 2 Ohm in parallel**



**Four 4 Ohm speakers
@ 8 Ohm in serial**

HOW TO



TROUBLESHOOTING

NO POWER/SOUND

Check the speakers to make sure they're not damaged. If your speakers don't get any power, the most common issue is either in the wiring or in the amplifier. Use a multimeter to measure the amplifier's voltage on the +12V terminal and the remote signal terminal. Use a multimeter to make sure that you have a negative ground connection. Check the built-in fuse (if there's one) on the amplifier. If there's no power coming through - control the fuse on the power cable. If it's intact - make a full check of the wiring to ensure cable integrity.

Check all the speakers connected to your sound system. Check all the speaker cables and all the signal cables. Check your head unit to make sure no settings are limiting the amplifier's functions or the speakers. When all of the above has been tested/looked over, and all is as it should be but there's still no sound, consult your local GAS AUDIO POWER dealer/installer.

UNWANTED NOISE

Start by looking over the speakers in the sound system so there is no damage or connection issue with the wiring. Make sure that your signal cables or speaker cables aren't too close to the power cables. Check your amplifier's grounding point and make sure that the surface is clean. When all of the above has been tested/looked over, and the unwanted noise does not vanish, consult your local GAS AUDIO POWER dealer/installer.

DISTORTION

Start by looking over the speakers in the sound system so there's no damage or connection issue with the wiring. Check the speaker cables to make sure that the polarity isn't reversed on one channel. Check the settings on the amplifier, make sure that the gain/level is set according to the amplifier's instructions. If your amplifier has a boost function, lower its effect or turn it off.

WARRANTY & DISPOSAL

This product is covered by warranty, depending on the conditions in the country where it's sold. If the speaker is returned for service, please include the original dated receipt (or a copy) with the product. Make sure that the head unit is packaged properly and secured, preferably in its original packaging.



The crossed-out wheellie bin symbol means that the product, literature and packaging included must be taken to separate collection at the end of their working life. Don't dispose of these products as unsorted municipal waste: take them for recycling. For info on your nearest recycling point, check with your local waste authority.



This product has been granted with the CE certification mark to show that the product follows the health, safety, and environmental protection standards for products sold within the European Economic Area (EEA).



GAS Audio Power products comply with the relevant provisions of the RoHS Directive for the European Union. In common with all Electrical and Electronic Equipment (EEE) the product shouldn't be disposed of as household waste. Alternative arrangements may apply in other jurisdictions.



GAS Audio Power is a global partner of the European Mobile Media Association, an organization that focus on promoting the custom made mobile media installations to consumers.

THE GAS WORLD

You've entered the world of GAS. We aim to please, and we've made sure to have products made for you. No matter what stage of the LOUD-addiction you might find yourself in, there is a GAS product to fill your need.

MAD

Just starting out? The MAD series is made to play LOUD and to be the express lane to a no bullsh!t sound system that will make sure everyone can hear you coming!

MAX

The MAX series holds products made to deserve the center stage. Powerful, heavy duty and designed to be noticed. We made NO COMPROMISES because we know that you wouldn't accept it.

CMP

The CMP series has been developed for the crucial seconds when the dB-counter starts to tick. All CMP products have hand-picked, high quality, COMPETITION GRADE components and they are specially designed to withstand an awesome amount of power.



THANKS FOR JOINING GAS AUDIO POWER!



GAS
AUDIO POWER

GAS AUDIO POWER and SHAKY are registered trademarks by Winn Scandinavia AB and is protected by relevant laws and jurisdictions such as Copyright and Trademark laws.

Winn Scandinavia AB | Idrottsvägen 37, 70232 Örebro, Sweden | www.winnscandinavia.com

Winn Scandinavia AB reserves for possible typos, factual or numeric errors that may have been printed on any products, package designs, user manuals and/or other included accessories.

Winn Scandinavia AB can't guarantee flawless function/performance of our products together with third-party accessories and products like USB data carriers, MicroSD cards, cables, etc.



GAS
AUDIO POWER